

Reorder No. 12951

Manufactured for:
Dynarex Corporation
10 Glenshaw Street
Orangeburg, NY 10962
USA • www.dynarex.com
Made in China

Composite Swing Rail




*(Compatible with Dynarex
D-Series LTC Beds)*



INSTALLING THE RAILS

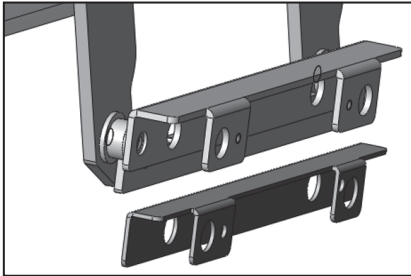
1. Before installing the rails, the bed should be in a flat position.
2. Unclip the metal snap ring and remove the metal pins from the mounting brackets.




3



4. Slide the U-shaped insert into the rail bracket (not required for D400 bed). Place the rail bracket onto the edge of the bed decking. Align the rail bracket mounting holes with the bed deck mounting holes.



5. Re-insert the metal pins from the outside edge of the bed through the mounting holes and secure with snap rings on the inside edge of the bed. Make sure the snap rings are positioned in the groove of the metal pins.



6. If the bed rail has additional Allen screws, tighten the Allen screws next to the metal pins.
7. Repeat the same procedure to install the other rail.

OPERATING THE BED RAILS

RAISE BED RAIL: Pull the bed rail upwards until the rail is securely locked in place.

LOWER BED RAIL: Press the release button, slowly lower the rail to its lowest position.



LIMITED LIFETIME WARRANTY

Your Dynarex Product is warranted to be free of defects in materials and workmanship for the lifetime of the product for the original purchaser. This item was built to exacting standards and carefully inspected prior to shipment. This Limited Lifetime Warranty is an expression of our confidence in the materials and workmanship of our products and our assurance to the consumer of years of dependable service.

The Warranty shall not apply under the following conditions:

- Problems arising from normal wear
- Problems arising from failure to adhere to the product instructions
- Problems arising from misuse, negligence, accident or improper operation, maintenance or storage
- Problems arising from modifications or unauthorized repairs, parts or attachments
- Products where the serial number has been removed or defaced
- Problems with non-durable components, such as rubber accessories, casters, and grips, which are subject to normal wear and need periodic replacement

Dynarex shall not be liable for any consequential or incidental damages whatsoever. Dynarex shall repair or replace defective products at its option. The foregoing warranty is exclusive and in lieu of other express warranties, if any, including the implied warranties of merchantability and fitness of a particular purpose. The remedy for any violation of the implied warranty shall be limited to repair or replacement of the defective product pursuant to the terms contained herein.

If you have a question about your Dynarex device or this warranty, please contact an authorized Dynarex dealer.

*This product meets or exceeds all federal safety and environmental regulations.



SYMBOL GLOSSARY
For an explanation of symbols used in Dynarex packaging, visit dynarex.com/symbols.php

WARNING:
Cancer and Reproductive Harm
www.P65Warnings.ca.gov